

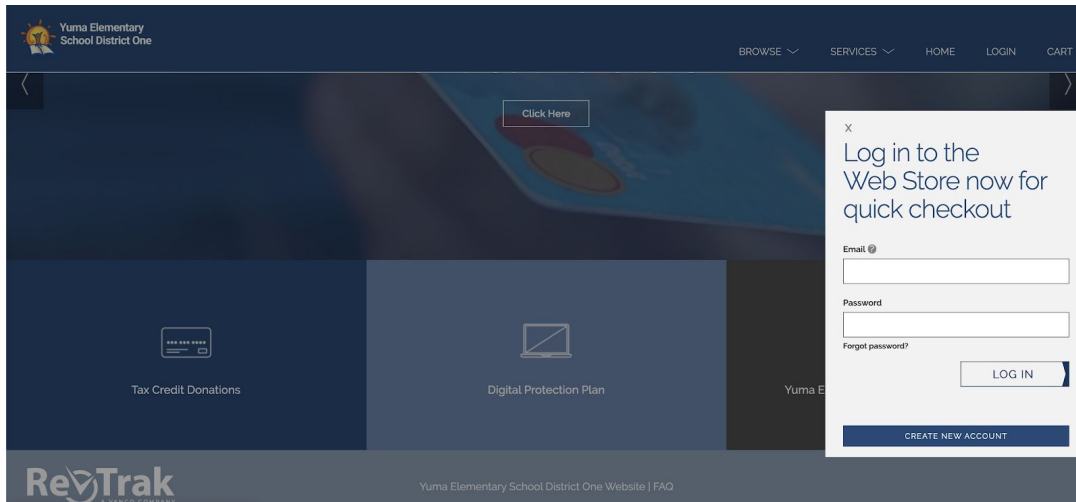
User Guide for the Online Payment Portal

Digital Device Protection Plan

To make a payment online for your child’s Digital Device Protection Plan, please visit the online payment portal at <https://yuma.revtrak.net/>

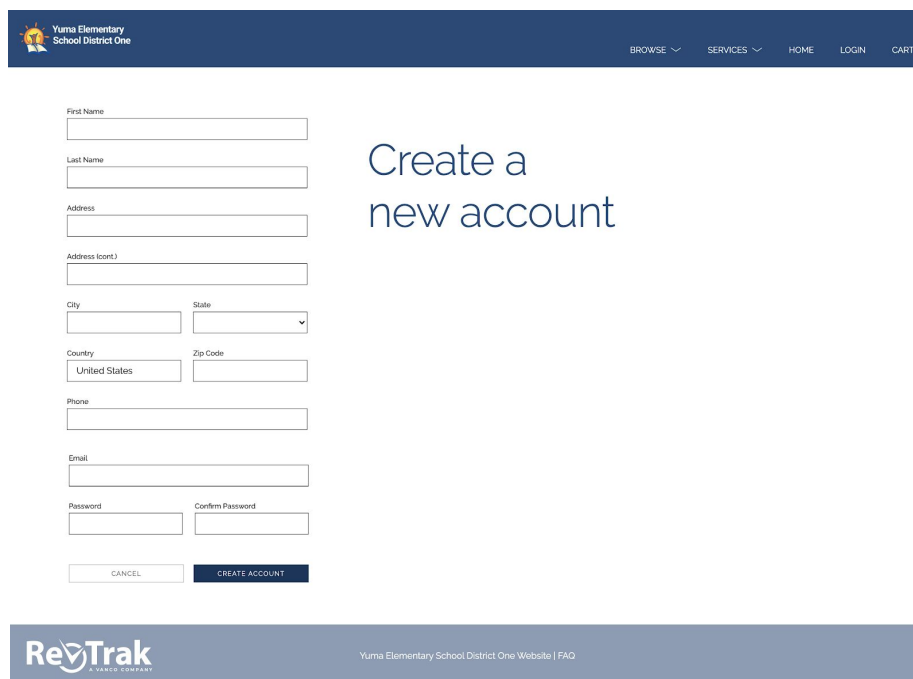
Step 1:

If you have previously created an account, you may login here. For new users, select “Create New Account”



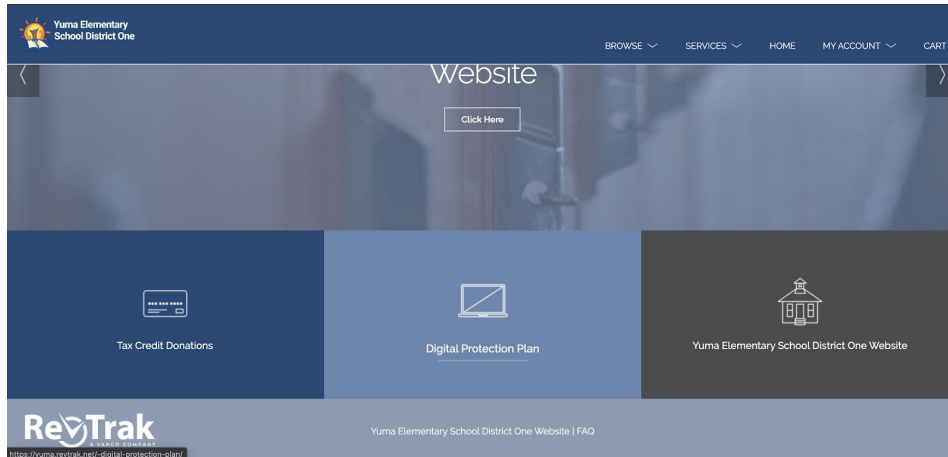
Step 2:

To create a new account, enter the parent or guardian’s information in the provided fields and select “Create Account”



Step 3:

Your account will now be created and you will be redirected to the homescreen. From this screen, select “Digital Protection Plan”



Step 4:

Using the drop-down menu, select your child’s school and enter your child’s full name in the box provided. Then click “Add to Cart.”

If you have more than one student at a District One school, you will have an opportunity to repeat this step for all children.



DIGITAL PROTECTION PLAN

Isku Digital Protection Pl

Insurance for school issued stu

\$30

- School
- ✓ Select Here:
 - Alice Byrne School
 - G. W. Carver School
 - Desert Mesa School
 - Dorothy Hall Elementary School
 - O.C. Johnson School
 - C.W. McGraw School
 - Mary A. Otendo School
 - Palmcroft School
 - Pecan Grove School
 - James D. Price Elementary
 - James B. Rolle
 - Roosevelt School
 - Sunrise Elementary
 - Fourth Avenue Junior High
 - Castle Dome Middle School
 - Gila Vista Junior High
 - Ron Watson Middle School
 - Woodard Junior High



DIGITAL PROTECTION PLAN (sku:Digital Protection Pl) Insurance for school issued

\$30

School: C.W. McGraw School

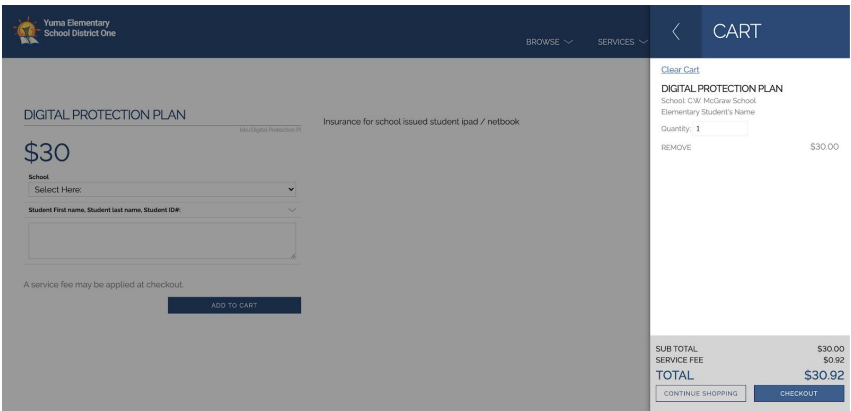
Student First name, Student last name, Student ID#: Elementary Student's Name

A service fee may be applied at checkout.

ADD TO CART

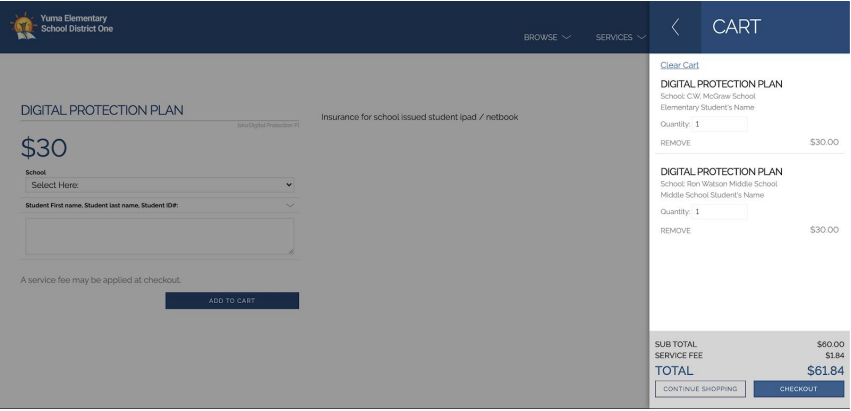
Step 5:

A preview of your cart will appear on the right of your screen. If you need to add additional students, you may do so by selecting “Continue Shopping,” and then repeating step 4.



Step 6:

When your cart is complete, select “checkout.”



Step 7:

You will be provided with the option to pay by e-check using your bank account information, or you may pay with a card. Enter your payment information to complete this process.

ECHECK

Add an eCheck for a *quicker* checkout experience

Routing Number*

Account Number* Verify Account Number*

Name on Account* Nickname





FOR

1 2 2 1 0 5 2 ? ? 1 6 ? 2 4 3 0 1 0 6 6 * 2 4 0 0 *

Routing Number Account Number Check Number

OR

ADD CARD

Card Number* Expiration*

MM / YY

Name on Card* Nickname